

15 minutes' walk from the south exit of Mukogaoka-Yuen Station



向ヶ丘遊園駅から
専修大学国際交流会館への行き方(徒歩15分)

**HOW TO GET TO THE INT'L STUDENTS'
DORM, Senshu International House FROM
MUKOGAOKA-YUEN STATION ON FOOT**



Updated on June 17, 2014



小田急

向ヶ丘遊園駅
MUKOGAOKA-YUEN STATION

向ヶ丘遊園駅南口を出て右へ
Turn right after exiting out of
the south entrance of
Mukogaoka-Yuen Station





交番脇をとおし、左へ
Turn left at the KOBAN (police box)



せまい通りを通り過ぎて・・・
Go down the narrow street

不動産屋の横の道を進みます。



つきあたりを右へ


Turn right at the end of the street



ゲームセンターを右に見ながら、左の高架下へ
After you pass the game arcade on your right,
keep going until you reach the elevated highway



薬局を右に見ながら、
高架下の橋を渡る
After you pass the drug store on
your right, cross the bridge
underneath the elevated highway



高架下の橋を渡り右へ
After you cross the bridge,
turn right



橋を渡って川沿いの道を
400 m (1,312 ft) 直進

After crossing the bridge, go straight
down the road along the river for
about 400 meters (1,312 ft.)




右の道(線路沿いの道)へ進む
Keep to the right,
following the train tracks



線路沿いの道を200m (656ft)
道なりに進む
Continue along the tracks for
about 200 meters (656 ft.)



左手にコンビニエンスストア(セブンーイレブン)
To your left, you should see a "7-Eleven"
(convenience store)

A photograph of a 7-Eleven store with a red arrow pointing to a road junction and a yellow text box. The store is on the left, and the road curves to the right. A red arrow points from the road towards the junction. A yellow text box is in the bottom left corner.

左へ曲がる
Turn left



左の道を進む
Keep to the left



まっすぐ進む
Keep going straight


神社の鳥居を右に見ながら、まっすぐ進む
There is a stone-built Shinto gateway
on your right side.
Keep going up the hill.




大きな白いマンションを右に見ながら、
まっすぐ進む
You can see a huge white building as a
landmark on your right side.
Keep on going up the hill.



電柱に「専修大学」の看板
There is a sign on the telephone pole
indicating the route to the Senshu
University campus.





寮の建物が見えてきました！
You can see the top of the dorm!

左側に赤い郵便ポスト
You should come across a red
mail/post box on your left.

寮の建物を目指して、進んでください。

Continue towards the dorm building.





石の記念碑を通り過ぎ、右に曲がると
舗装の色が変わります。

After you pass the stone-built monument,
turn to the right, where you can see the
different colored pavement.



寮の建物が見えます。
もうすぐです！
You are almost at the dorm building!

前方にキャンパス(10号館)が見えます。
You can see Building 10 on campus
ahead.



To the dorm, Senshu International House



GOAL!!!

**ようこそ専修大学国際交流会館へ！
Welcome to the Senshu International House!**