客観的な指標に基づく成績の分布状況を示す資料(学部学年ごとの成績分布を示す資料)

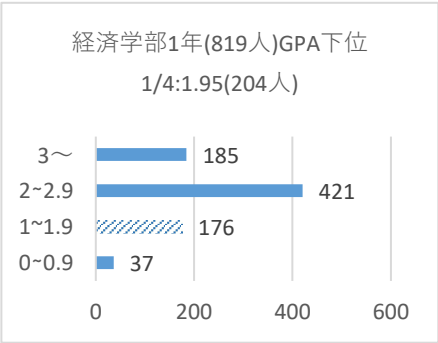

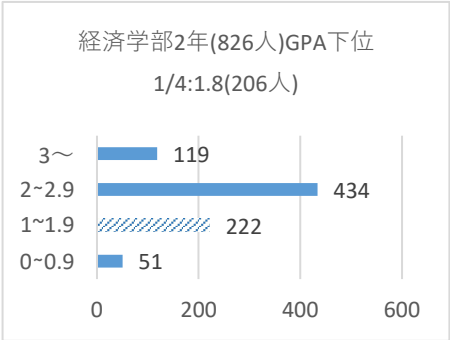

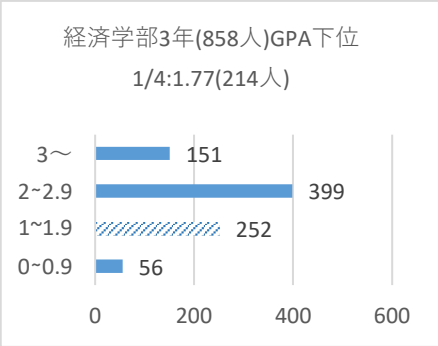

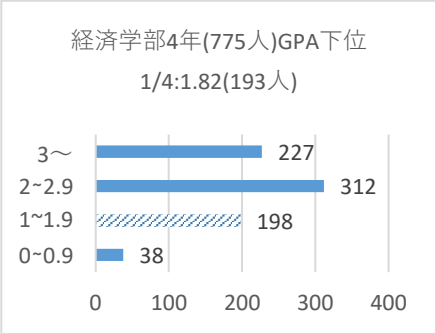

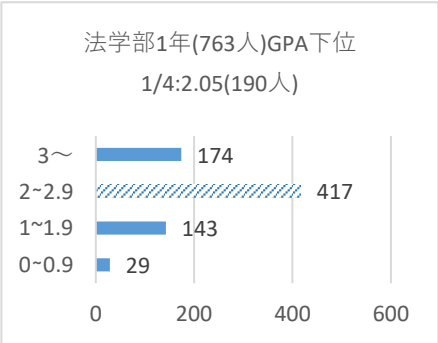

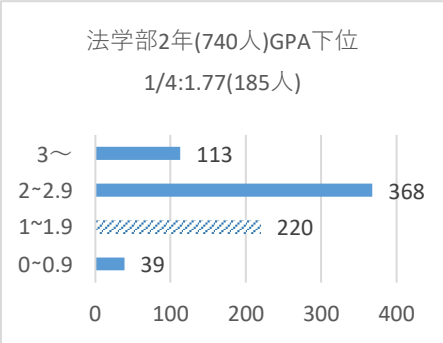

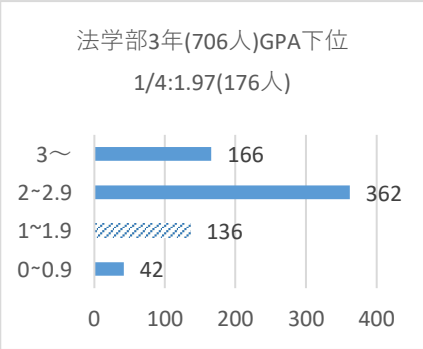

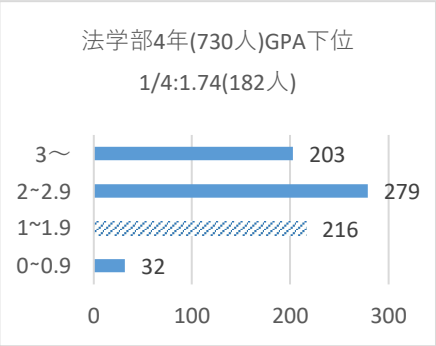

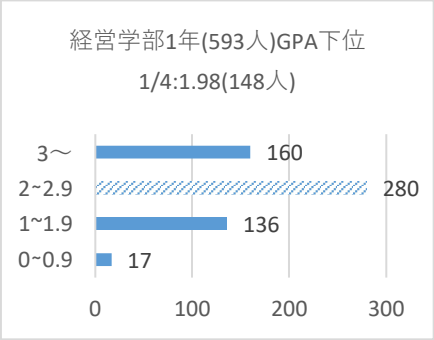

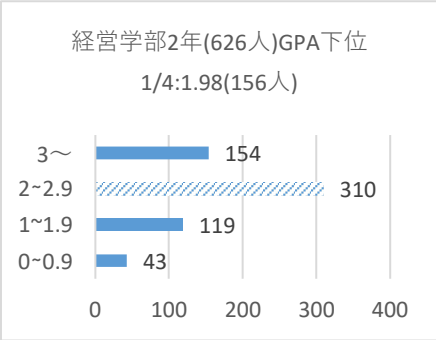

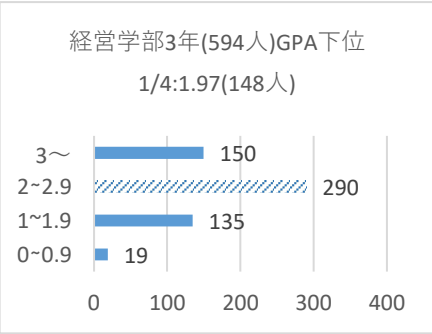

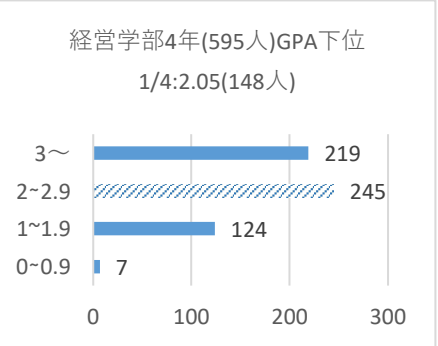

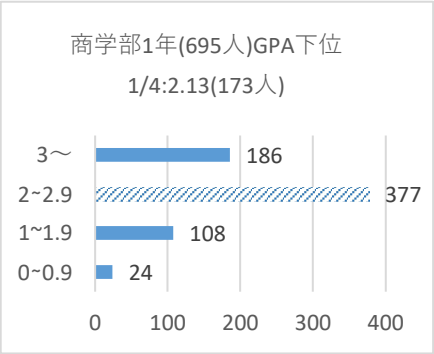
商学部1年(695人)GPA下位
1/4:2.13(173人)
3～ 186
2~2.9 377
1~1.9 108
0~0.9 24
0 100 200 300 400

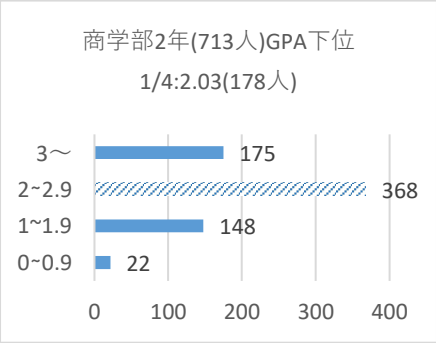
商学部2年(713人)GPA下位
1/4:2.03(178人)
3～ 175
2~2.9 368
1~1.9 148
0~0.9 22
0 100 200 300 400

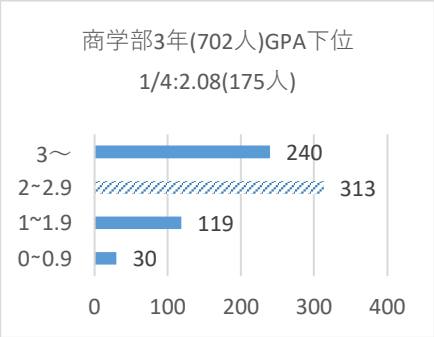
商学部3年(702人)GPA下位
1/4:2.08(175人)
3～ 240
2~2.9 313
1~1.9 119
0~0.9 30
0 100 200 300 400

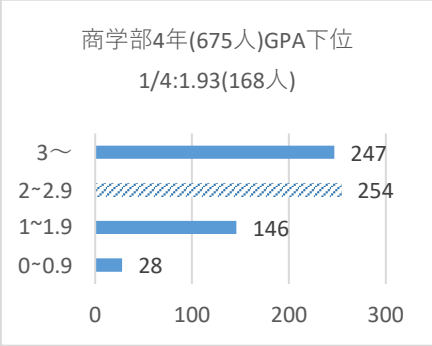
商学部4年(675人)GPA下位
1/4:1.93(168人)
3～ 247
2~2.9 254
1~1.9 146
0~0.9 28
0 100 200 300

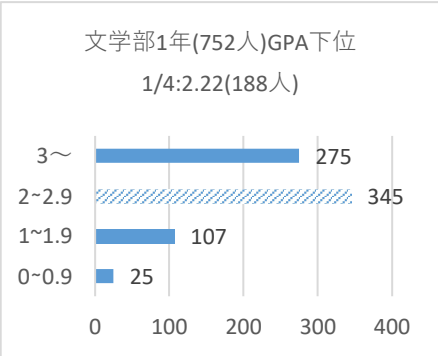
文学部1年(752人)GPA下位
1/4:2.22(188人)
3～ 275
2~2.9 345
1~1.9 107
0~0.9 25
0 100 200 300 400

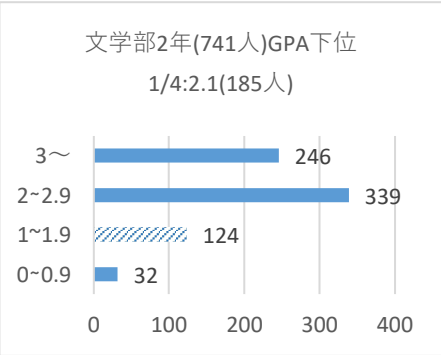
文学部2年(741人)GPA下位
1/4:2.1(185人)
3～ 246
2~2.9 339
1~1.9 124
0~0.9 32
0 100 200 300 400

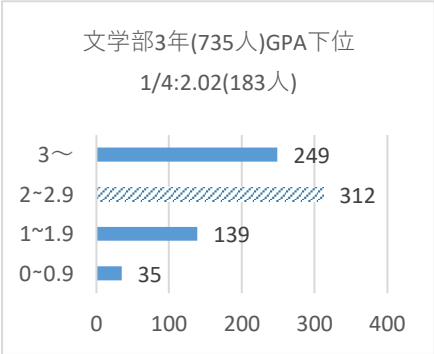
文学部3年(735人)GPA下位
1/4:2.02(183人)
3～ 249
2~2.9 312
1~1.9 139
0~0.9 35
0 100 200 300 400

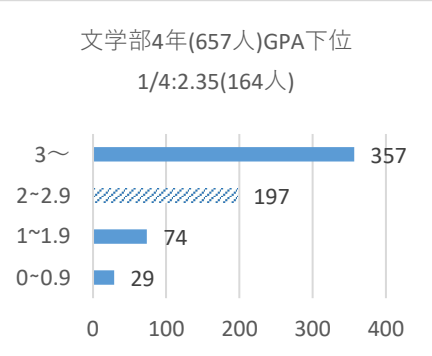
文学部4年(657人)GPA下位
1/4:2.35(164人)
3～ 357
2~2.9 197
1~1.9 74
0~0.9 29
0 100 200 300 400

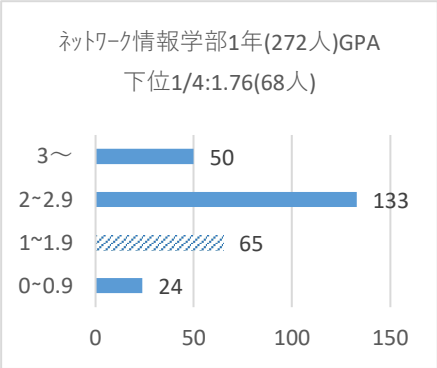
ﾈｯﾄﾜｰｸ情報学部1年(272人)GPA
下位1/4:1.76(68人)
3～ 50
2~2.9 133
1~1.9 65
0~0.9 24
0 50 100 150

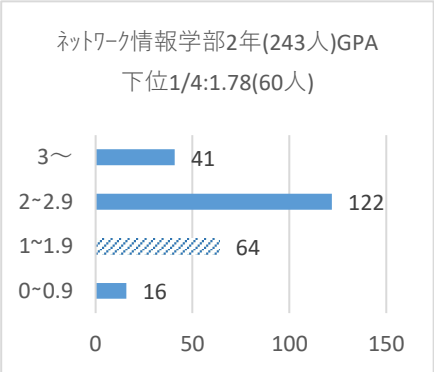
ﾈｯﾄﾜｰｸ情報学部2年(243人)GPA
下位1/4:1.78(60人)
3～ 41
2~2.9 122
1~1.9 64
0~0.9 16
0 50 100 150

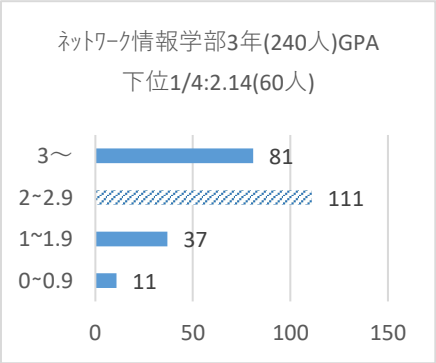
ﾈｯﾄﾜｰｸ情報学部3年(240人)GPA
下位1/4:2.14(60人)
3～ 81
2~2.9 111
1~1.9 37
0~0.9 11
0 50 100 150

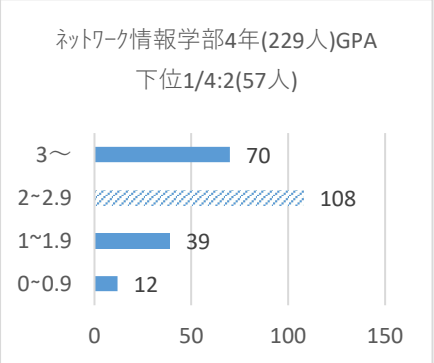
ﾈｯﾄﾜｰｸ情報学部4年(229人)GPA
下位1/4:2(57人)
3～ 70
2~2.9 108
1~1.9 39
0~0.9 12
0 50 100 150

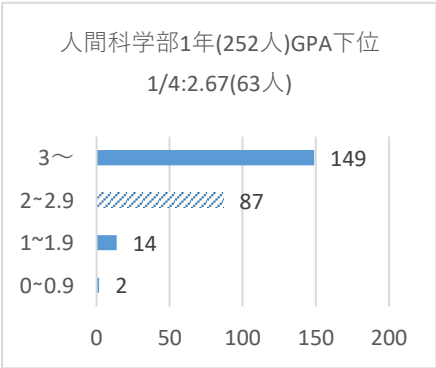
人間科学部1年(252人)GPA下位1/4:2.67(63人)
3～ 149
2~2.9 87
1~1.9 14
0~0.9 2
0 50 100 150 200

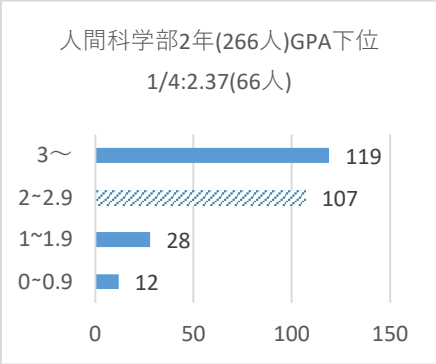
人間科学部2年(266人)GPA下位1/4:2.37(66人)
3～ 119
2~2.9 107
1~1.9 28
0~0.9 12
0 50 100 150

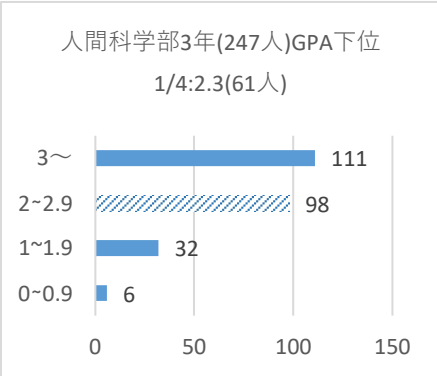
人間科学部3年(247人)GPA下位1/4:2.3(61人)
3～ 111
2~2.9 98
1~1.9 32
0~0.9 6
0 50 100 150

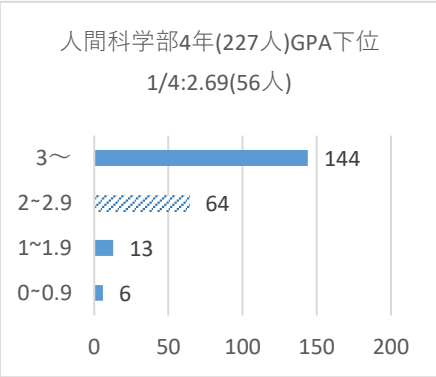
人間科学部4年(227人)GPA下位1/4:2.69(56人)
3～ 144
2~2.9 64
1~1.9 13
0~0.9 6
0 50 100 150 200

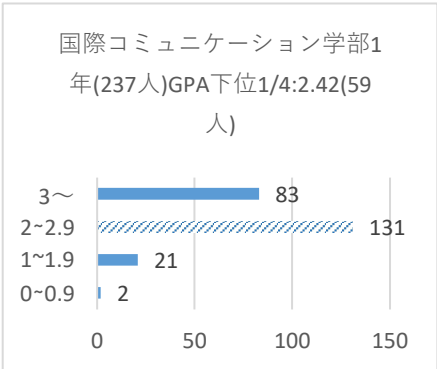
国際コミュニケーション学部1年(237人)GPA下位1/4:2.42(59人)
3～ 83
2~2.9 131
1~1.9 21
0~0.9 2
0 50 100 150

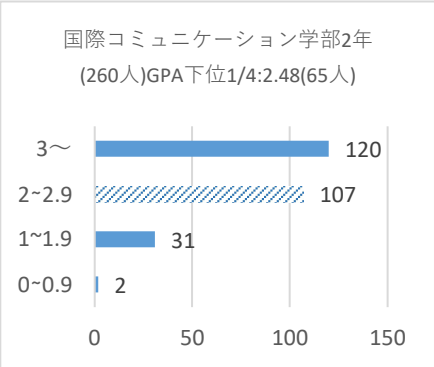
国際コミュニケーション学部2年(260人)GPA下位1/4:2.48(65人)
3～ 120
2~2.9 107
1~1.9 31
0~0.9 2
0 50 100 150

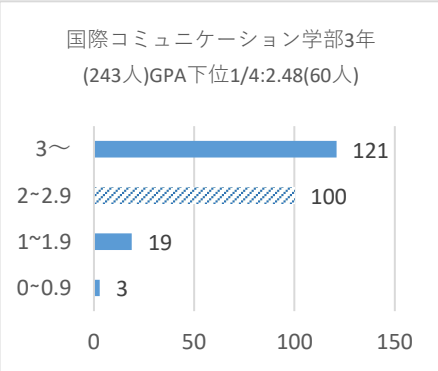
国際コミュニケーション学部3年(243人)GPA下位1/4:2.48(60人)
3～ 121
2~2.9 100
1~1.9 19
0~0.9 3
0 50 100 150

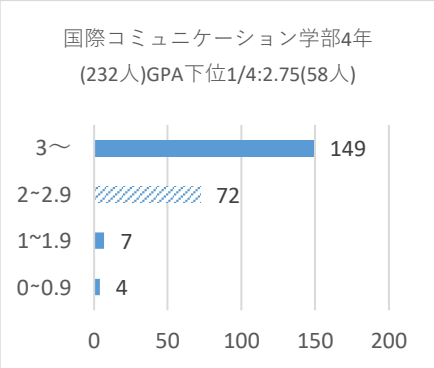
国際コミュニケーション学部4年(232人)GPA下位1/4:2.75(58人)
3～ 149
2~2.9 72
1~1.9 7
0~0.9 4
0 50 100 150 200